

## 2018 SUMMARY

Kentucky ranks

# 2<sup>nd</sup>

in the nation for largest racial disparities in arrests for marijuana possession

Black people were

# 9.4x

more likely than **white** people to be arrested for marijuana possession ↑

Arrests for the **possession** of marijuana made up

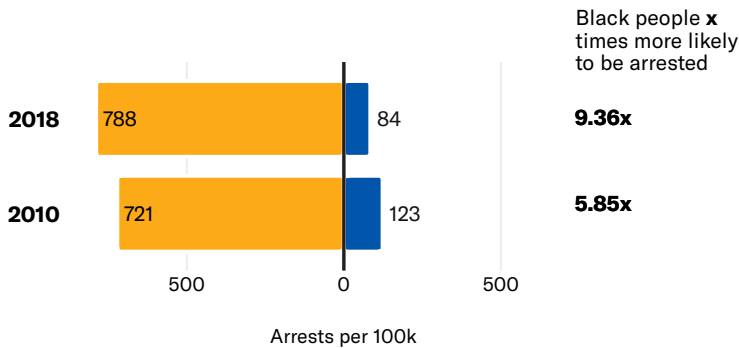
# 20%

of all drug arrests in the state ↓

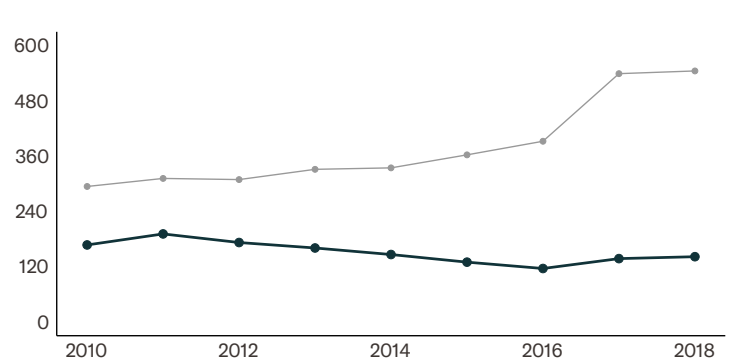
Direction of → indicates increase or decrease since 2010.

## ARRESTS OVER TIME

Rates of **Black arrests** compared to **white arrests** for marijuana possession, per 100k people

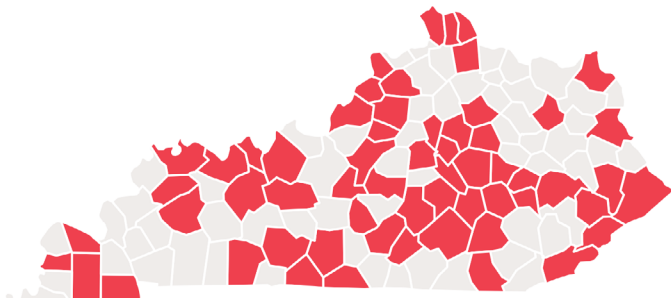


Statewide **marijuana possession** arrest rates compared to all other drug arrest rates, per 100k people



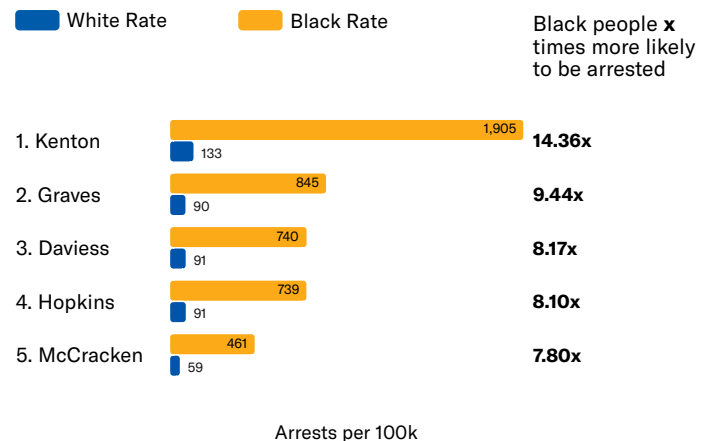
## BY THE COUNTY

All counties with **racial disparities** above the national average (3.64x)



### Counties with the largest racial disparities

Counties with a pop. of >30,000, a Black pop. of >1%, a data coverage of >50%, and at least 25 marijuana possession arrests are included.



Arrests per 100k